

Towards Net Zero Energy Resilient Public Communities

IEA ECB Annex 73

Dr. Alexander Zhivov

**US Army Engineer Research and Development
Center, Champaign, IL USA**

Rüdiger Lohse

**KEA- Climate protection and energy agency
of Baden- Württemberg GmbH, Germany**

**December 6, 2017
Washington, DC**

Background

- The project concept has been discussed during the NATO Net Zero Energy Water and Waste Advanced Training Course in Wiesbaden (April 2016) and during the European Defence Agency Consultation Forum in Dublin (June 2016)
- US Army ERDC (USA) in collaboration with Office of Assistant Secretary of the Army (USA) and KEA (Germany) have prepared the project proposal, which has been approved by the IEA EBC Executive meeting in Sydney, Australia (November 2016) for the preparation phase and for the working phase in Ottawa, Canada (November 2017) .
- During the preparation phase three experts meetings were convened: in Washington, DC (September 2016), Frankfurt, DE (October 2016) and in Copenhagen, DK (April 2017).



Scope

Decision-making process and a computer based modeling tools for achieving net zero energy resilient publicly owned communities (military garrisons, universities, public housing, etc.)

Objectives

- Develop Energy Targets: definitions, matrix, monetary values
- Summarize, develop and catalog representative building models by building use type, applicable to national public communities/military garrisons building stocks
- Develop a Data-Base of Power and Thermal Energy Generation, Distribution and Storage Scenarios and screen them for energy resiliency
- Develop Guidance for Net Zero Energy Master Planning
- Integrate the targets, constraints, and monetized values into Energy Master Planning Tools such that it can effectively model and identify optimum energy-support infrastructures that ensure sustainment of mission critical functions for military installations
- Collect and describe business and financial aspects and legal requirements and constraints for NZE master planning for public communities in participating countries
- Provide dissemination and training in participating countries and the end users, mainly decision makers, community planners and energy managers and other market partners in the proceedings and work of the Annex subtasks.

Receptors

- Decision makers, planners, building owners, architects, engineers, energy managers and mission operators of public-owned and operated communities e.g.:
 - National Armed Forces through their Infrastructure Components, military garrisons,
 - University and high school campuses,
 - Hospitals and public housing which are responsible for all costs related to new construction, renovation and O&M.
- Industry, energy service companies, architects, engineers and financiers supporting public communities

Annex 73 Structure

Subtask A	Collect and Evaluate Input Data for Energy Master Plan (EMP)
Subtask B	Collect Existing Case Studies and implement Pilot Studies
Subtask C	Describe existing and innovative technologies, architecture and calculation tools for performance analysis (including resilience) of central, decentralized and combined energy systems (power and thermal)
Subtask D	Develop Guidance for Energy Master Planning
Subtask E	Develop a functional modeling tool to facilitate the Net Zero Energy Resilient Communities Master Planning Process
Subtask F	Business, legal and financial aspects of Net Zero Energy Master Planning.

Task A: Energy Targets

- Definition of specific decision making criteria, e.g.,
 - Site or end energy
 - Source or primary energy
 - Energy Efficiency
 - Energy Security
 - Energy Independence
 - Energy Resilience
 - Reliability of Energy Systems
- Definition of other non- energetic targets (comfort, functionality)
- Decision making Matrix
- Monetary value of the energy and other targets

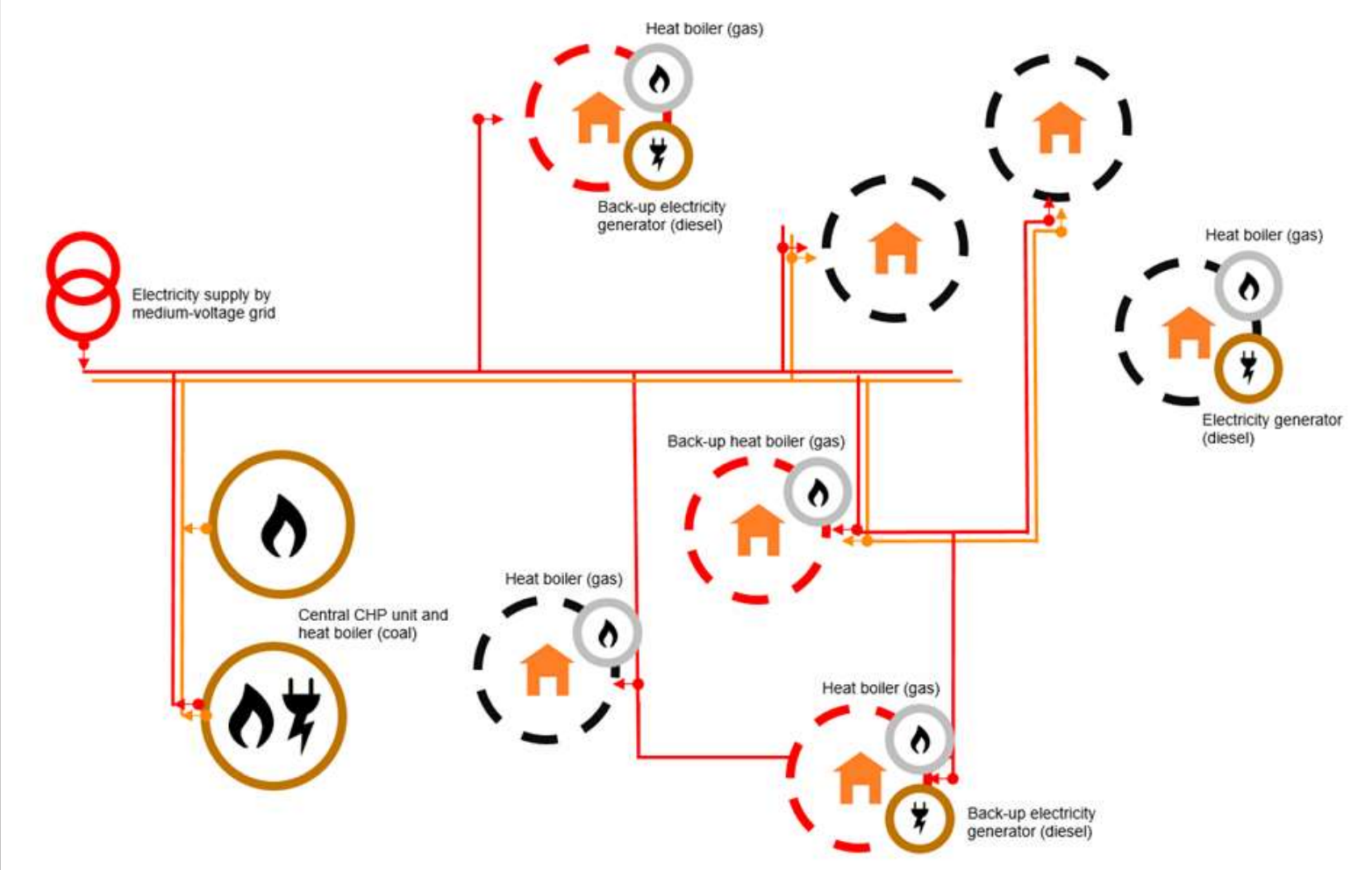
Task A: Example of energy targets (EUI) based on building activities and climate

Table 1 – Energy Use Intensity (EUI) Targets for New & Existing Facilities (Post-2008)

10% reduction below pre-2008 for DFAC and UEPH (Dining & Lodging); 20% reduction for all other building types

EUIs by Building Type by Climate Zone (kBtu/ft2-yr)																			
ASHRAE 100 #	Commercial Building Type	Army Building Type	ASHRAE Climate Zone																
			1A	2A	2B	3A	3B Coast	3B Other	3C	4A	4B	4C	5A	5B	5C	6A	6B	7	8
1	Admin/professional office		31	32	31	34	26	31	26	37	32	32	38	34	31	43	38	46	65
1A	Company Operations Facility	14185	28	31	29	33	22	29	23	41	32	33	47	34	35	57	48	63	76
3	Government Office		39	40	39	42	33	38	34	46	39	40	48	42	39	54	47	58	81
3A	Brigade Headquarters	14182	59	58	55	57	50	54	50	61	55	53	66	58	53	74	65	79	90
3B	Battalion Headquarters	14183	36	37	36	38	30	35	31	42	36	37	44	38	36	50	44	53	76
5	Mixed-use office		36	37	36	38	30	36	31	42	37	38	45	38	36	50	44	54	75
6	Other Office		30	31	30	32	26	30	26	35	30	31	38	32	30	42	37	45	62
7	Laboratory		142	141	137	140	118	132	127	155	138	143	167	150	145	186	169	199	265
8	Distribution / shipping center		10	13	13	16	9	14	11	22	18	18	29	24	19	39	32	48	90
9	Non-refrigerated warehouse		5	6	6	8	4	7	6	10	9	9	14	11	10	19	15	23	43
29	Other classroom education		20	20	20	20	14	19	17	23	20	21	26	22	22	30	26	32	48
30	Fast Food		235	241	237	249	213	239	228	275	252	256	299	271	266	328	300	354	447
30A	Dining Facility	72210	351	361	351	362	311	350	321	384	361	354	410	365	362	452	417	492	571
31	Restaurant/cafeteria		127	131	127	135	113	129	123	149	136	140	161	147	149	176	163	192	241
32	Other food services		69	71	69	74	62	70	68	82	75	77	88	80	82	96	89	104	131
34	Dormitory/fraternity/sorority		36	39	38	42	28	39	36	52	43	49	59	50	47	68	59	77	107
35A	Unaccompanied Enlisted Personnel Housing	72111	59	61	63	61	48	58	49	61	56	52	65	62	53	74	67	80	97
36	Hotel		45	46	43	47	42	44	43	50	47	47	51	50	48	55	53	59	68
37	Motel or inn		50	48	47	46	43	45	41	47	45	43	48	45	44	50	47	51	62
38	Other lodging		48	45	45	44	41	43	40	44	43	41	45	43	42	48	45	50	59
46	Other Service		48	48	46	47	40	45	43	52	47	48	57	50	49	62	57	67	90
46A	Tactical Equipment Maintenance Facility	21410	37	41	44	64	37	54	39	92	68	74	119	99	79	158	128	180	239
43	Repair shop		22	22	22	22	18	21	20	25	22	22	26	24	23	30	27	32	42
44	Vehicle service/repair shop		26	26	26	26	22	25	23	29	26	26	31	28	26	34	31	37	49
45	Vehicle storage/maintenance		11	11	11	11	10	10	10	13	11	11	14	12	15	14	16	22	22
50	Single family, detached		22	24	24	26	18	24	22	32	27	30	37	30	29	42	37	48	66
51	Single family, attached		26	27	27	30	20	28	26	37	31	34	42	35	34	48	42	54	77
52	Apartment, 2-4 units		38	40	40	45	30	41	38	54	46	51	62	52	49	71	62	81	112
53	Apartment, 5 or more units		26	27	27	30	20	28	26	37	31	34	42	35	34	48	42	54	77

Subtask C. Example of energy supply system in a military garrison with mission-critical facilities including redundant heat and/or electricity supply (marked in red).



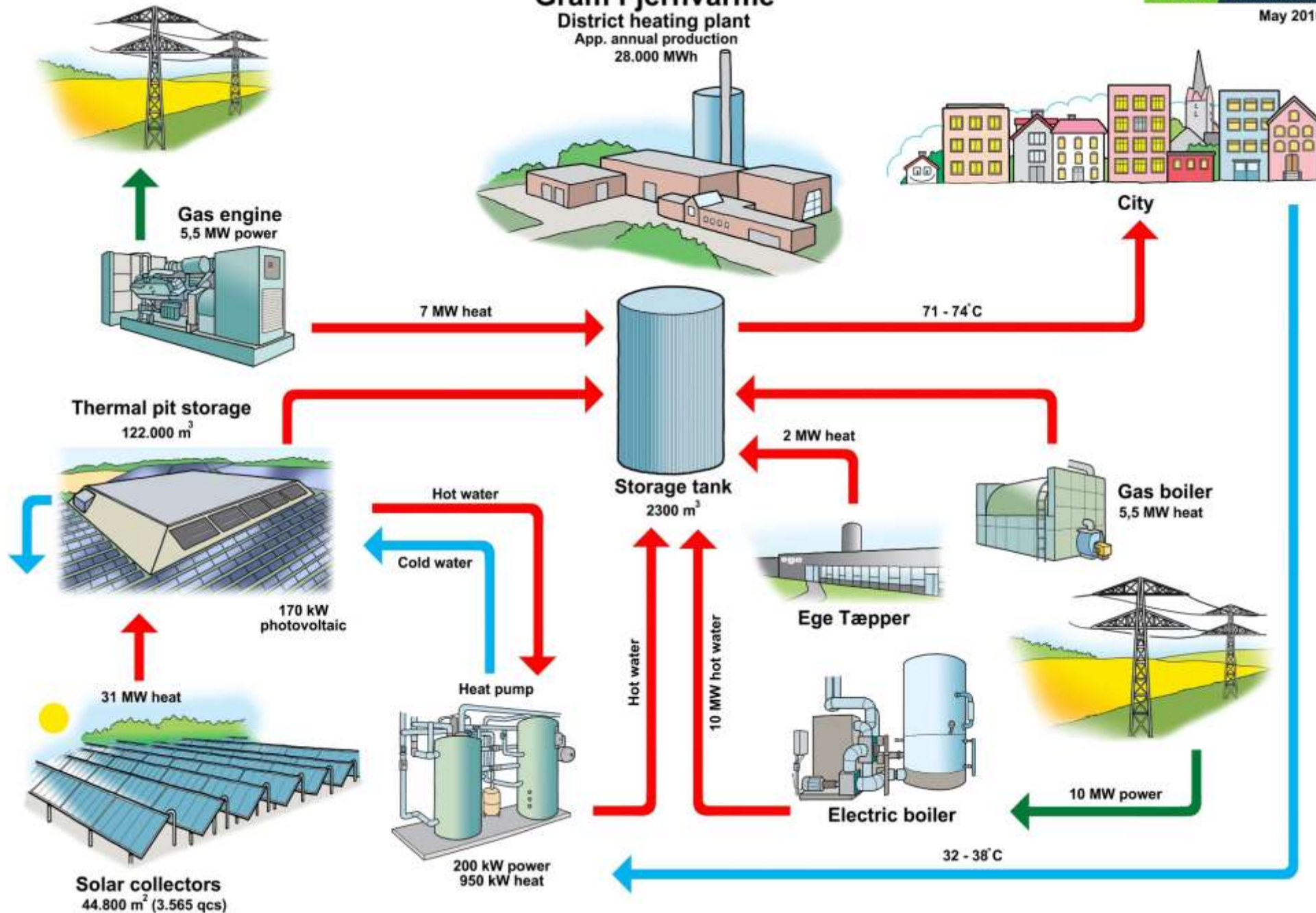
Gram Fjernvarme

District heating plant

App. annual production
28.000 MWh

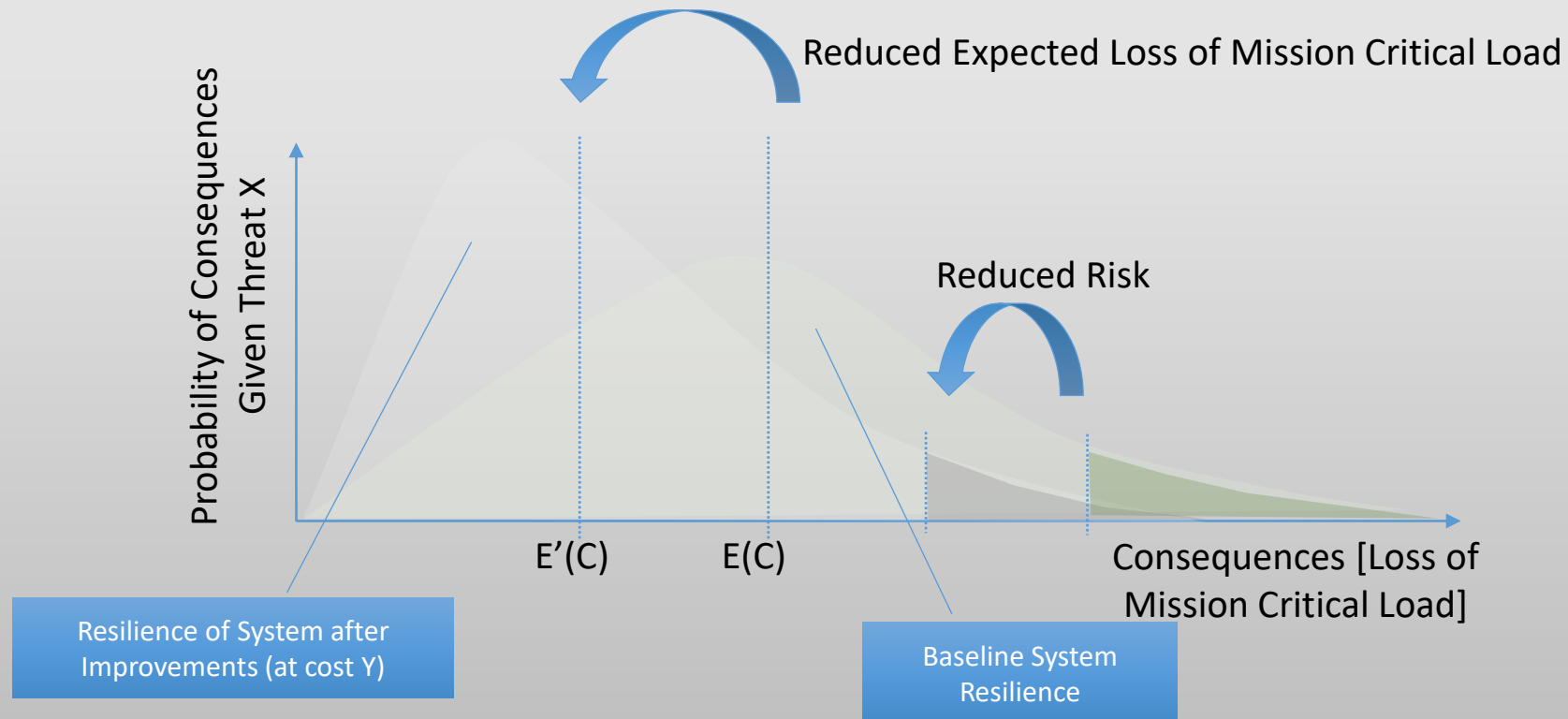
ARCON SUNMARK

May 2016



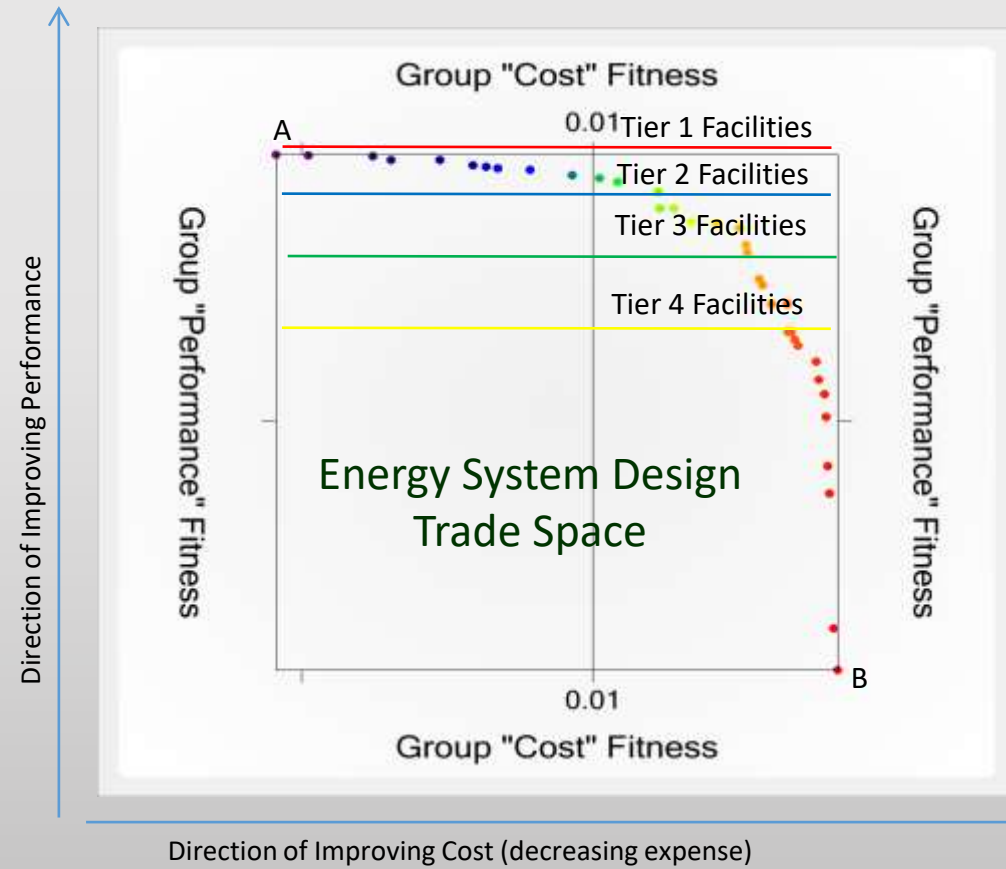
Example Output of Subtask C

For each threat type the energy supply scenario will be modeled, a probability distribution of expected loss of mission critical load under various energy system configurations will be assessed, AND will tie each resilience improvement to cost

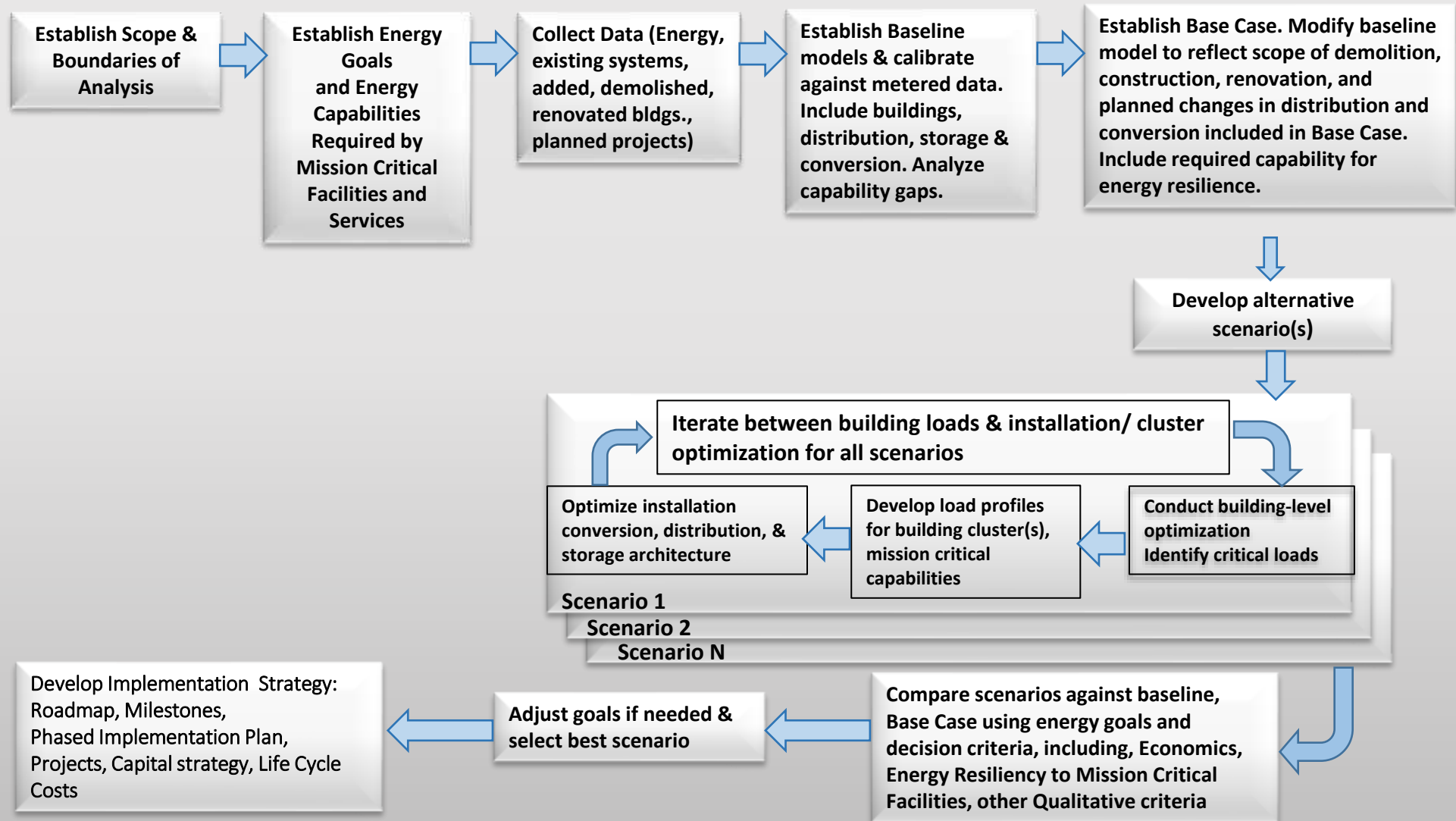


Subtask C. Example of Output

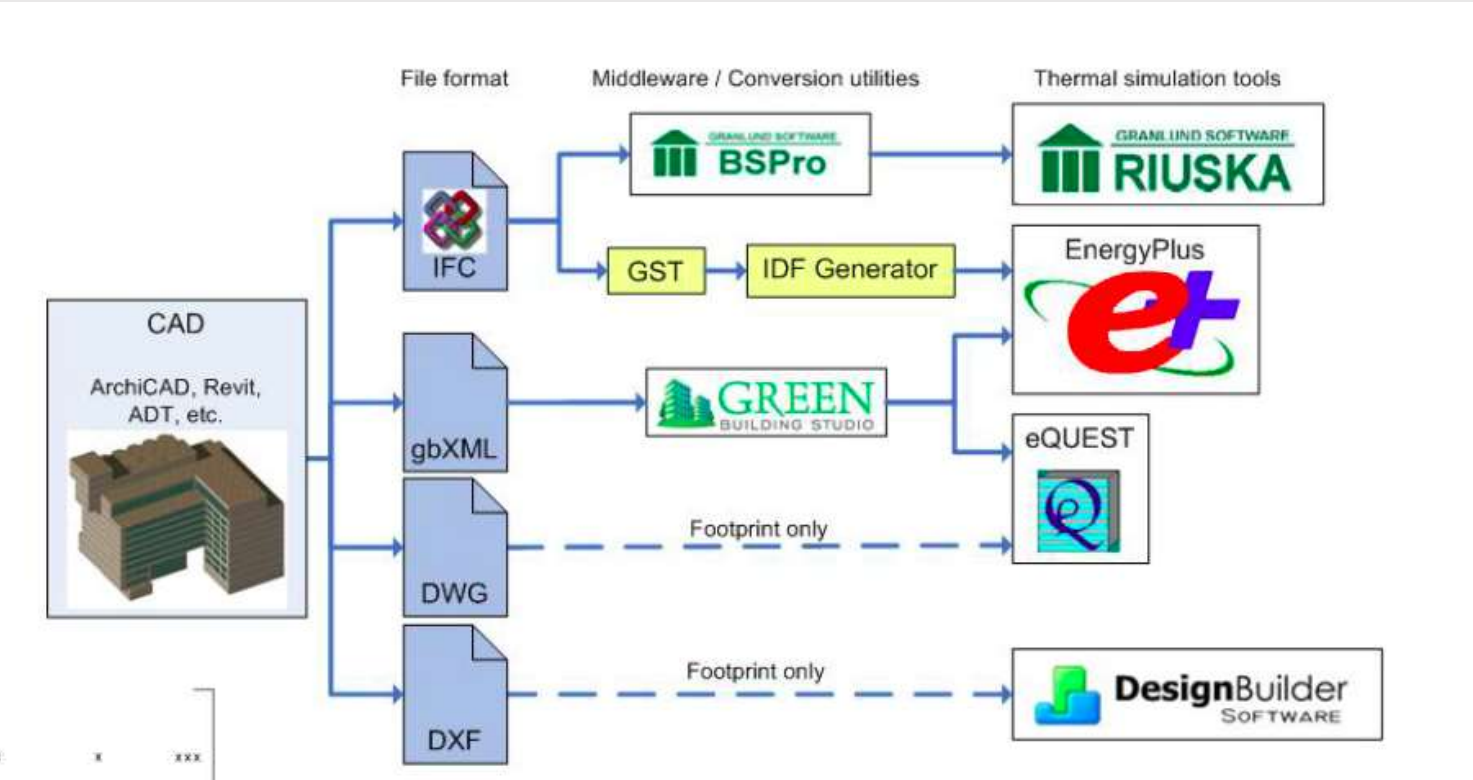
Defaults of different scenarios' architecture will be compared to energy resiliency requirements of different types of mission critical facilities




Subtask D: Energy Master Planning Process



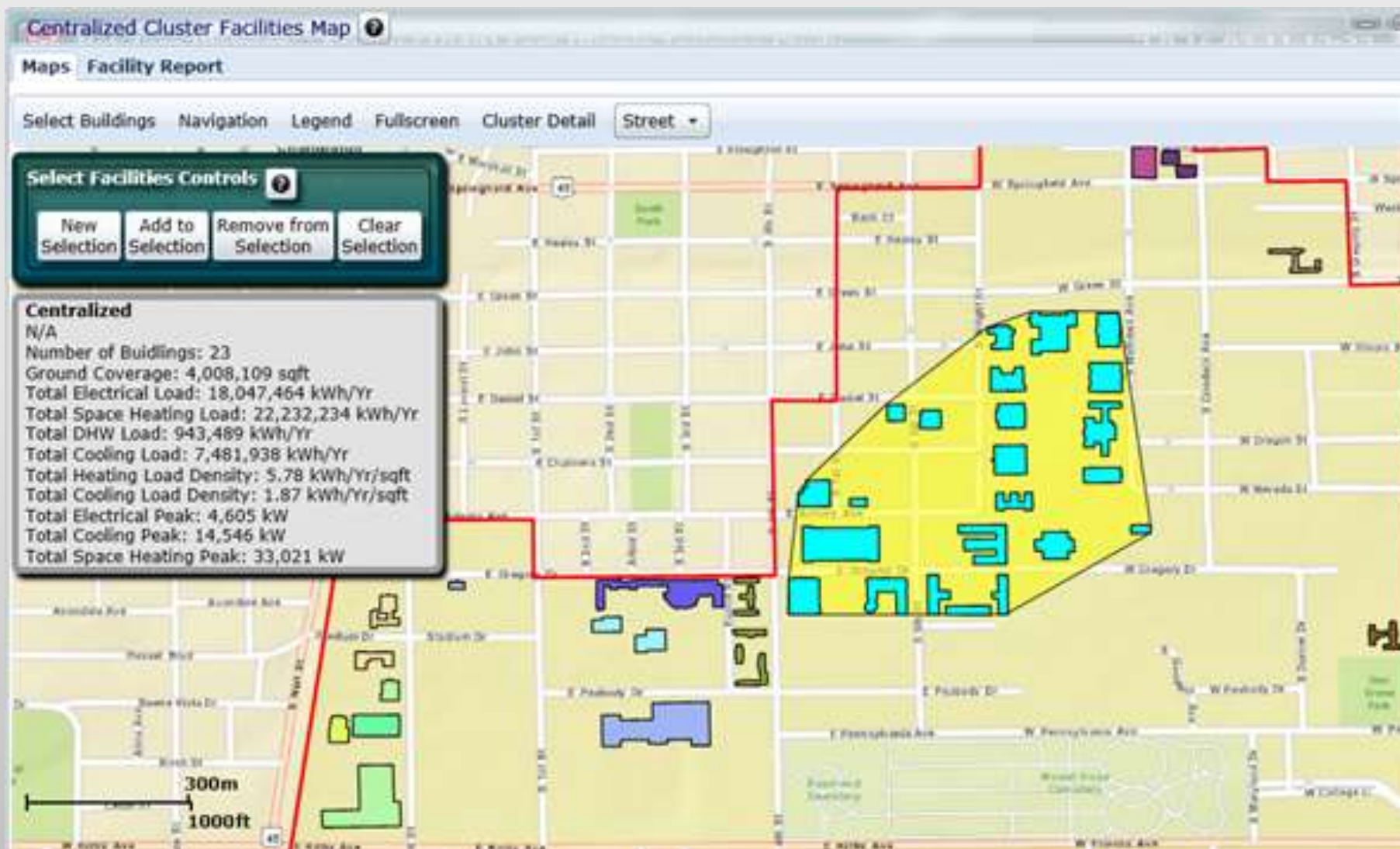
Subtask E: German Building Community Simulation Model



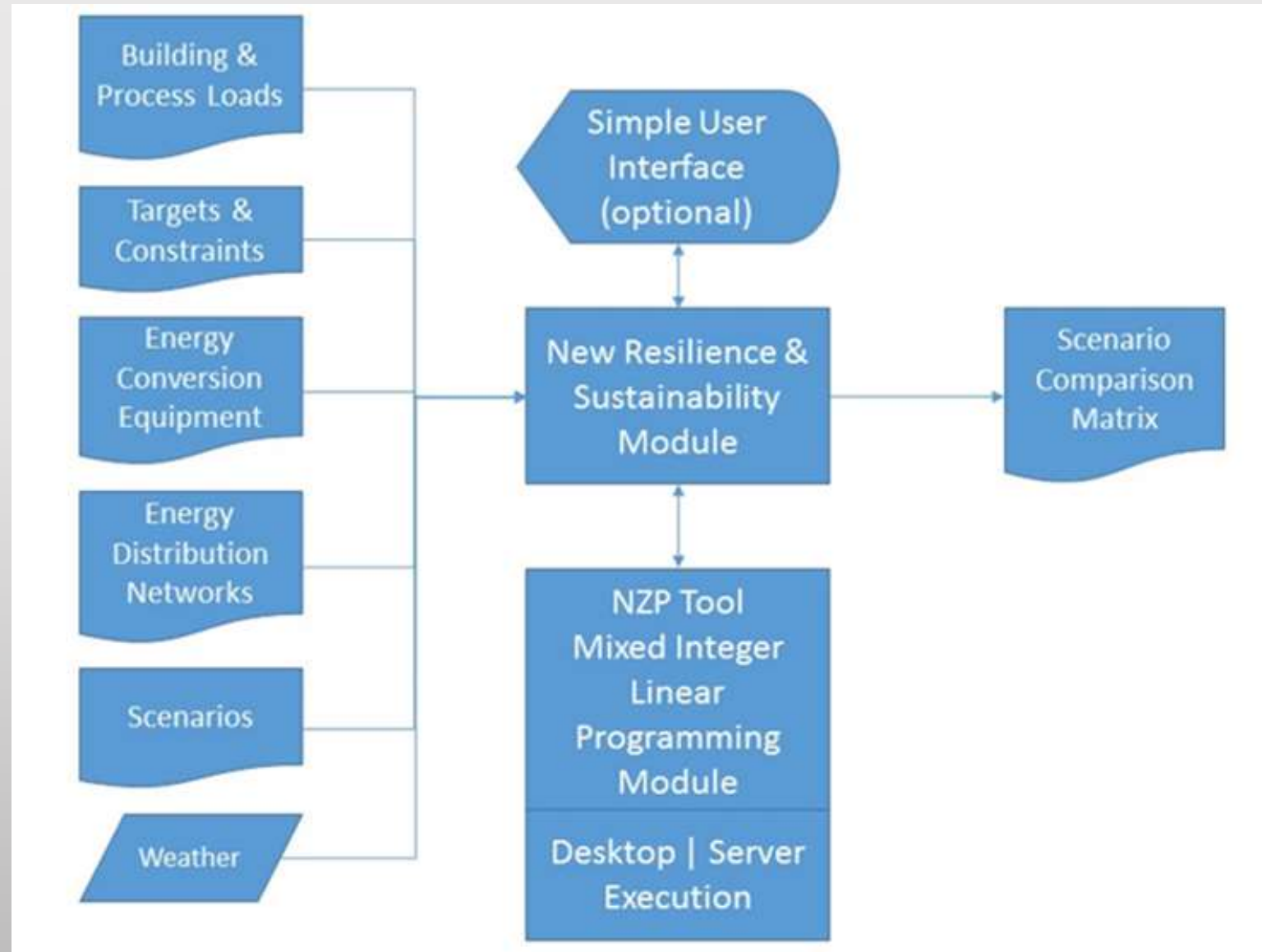
Maile, Fischer, Bazjanak, Stanford University 2007



Task E: US Army NZP-tool: Selection of Facilities to be Included in the Study



Subtask D: Architecture for Resilience & Sustainability Module

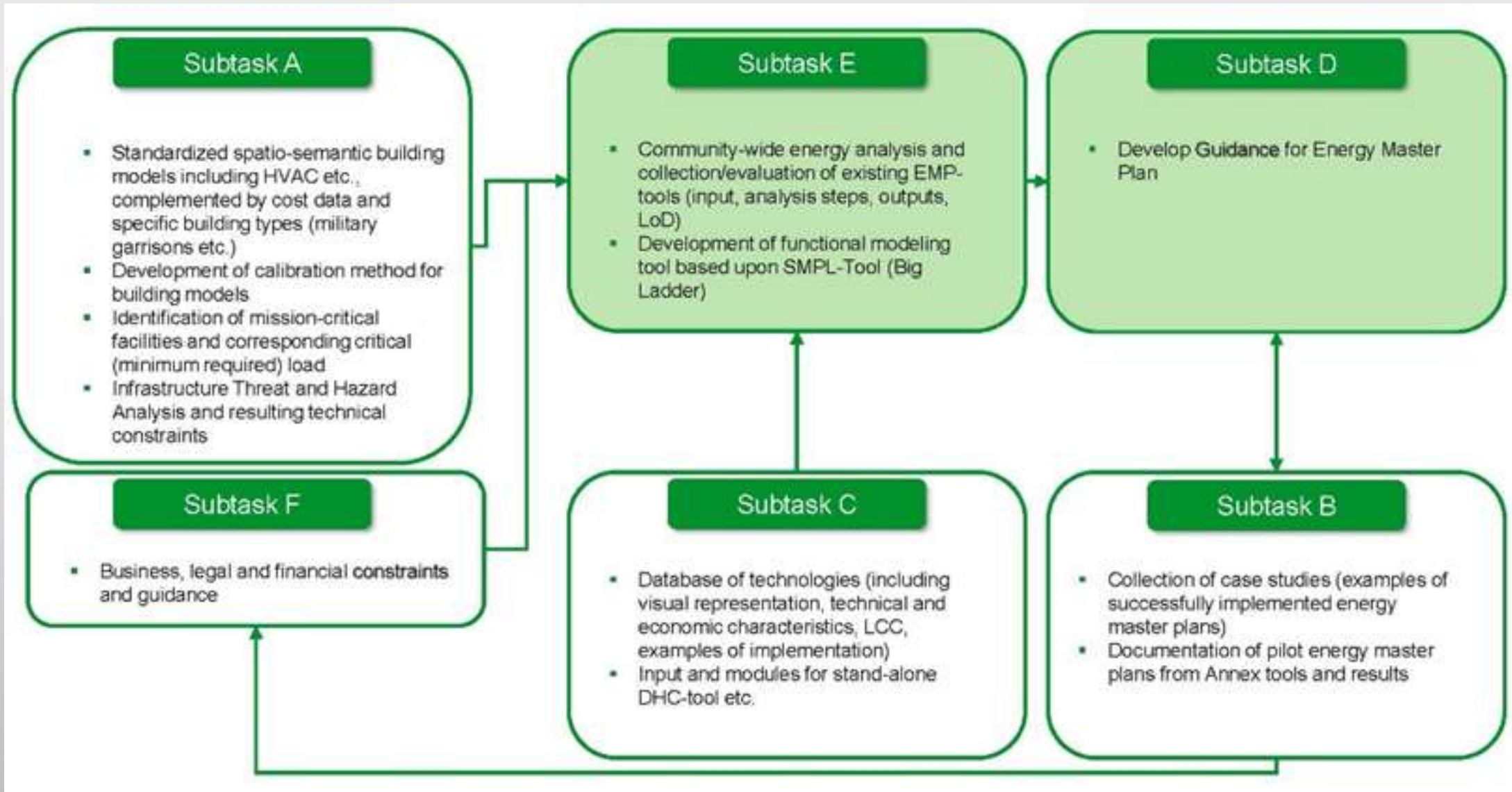


Subtask F Deliverables

The Subtask F team will develop the following contributions to the “Guide for NZE planning in public and military building communities”:

- Major Legal Frameworks relevant to the implementation of energy master plans
- Financing sources and financial models
- Business models.

Information Flow for Subtasks A-F



Expected Deliverables

- A “Guide for Energy Master Planning in public building communities”
- Enhancements for Energy Master Planning Tools
- A Book of Case Studies and Pilot Projects (Examples of Energy Master Plans)

Participating Countries and Organizations

Country	Contracting Party	Subtask Participant	Subtask Co-lead
Australia	University of Melbourne MOD	A,B,C, D. E, F	
Austria	AEE INTEC B.I.G.(Bundesimmobiliengesellschaft)		F
Canada	Carleton University DND		A
Denmark	Aalborg Technical University, Ramboll	A, B	
	Danish MOD	A, B	C
Germany	KEA/Steinbeis Transfer Centre	A,B	OA, F
	GEF Engineering,	C, E	C
	Stuttgart University of Applied Sciences,	B, C,	E
	Enisyst,		F
	German Armed Forces Estate and Infrastructure Agency	A,B	
	German ESCO association	F	
	BPIE		F
	Susi Funds, Solas Capital Funds	F	

Country	Contracting Party	Subtask Participant	Subtask Co-lead
Norway	Norwegian Defence Estate Agency SINTEF	A, B, D, F	
U.K.	UK MO	A, B	
U.S.A.	US. Army Engineer Research and Development Center	A, B, C, D, E, F	OA, B, D
	USACE HQ/MP	D	
	GSA	B	
	Oak Ridge National Laboratory		A
	Sandia National Laboratory	C, D	A
	MIT Lincoln Laboratory??	C, D	
	National Renewable Energy Laboratory	A, B	
	U.S. DOE BTO	A,B	
	International District Energy Association	B, C	
	Carnegie Mellon University	A, B, C	
Big Ladder Software Company	A,C	E	

Time Schedule

- Preparation phase - one year (through November 2017)
- Working phase - 3 years (starting February 1, 2018)
- Reporting and dissemination phase – 1 year

Thank you

Questions? Interest in Participation?

Contact information:

Dr. Alexander Zhivov

Alexander.M.Zhivov@usace.army.mil

Rüdiger Lohse

ruediger.lohse@kea-bw.de